
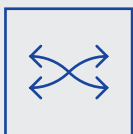


The **NETBOXm** is a high-speed measuring interface, which can be individually equipped. It is connected to the measuring computer via Ethernet, saves space and offers flexibility for every measuring station. Modular interchangeable follow-up boxes make it easy to expand and redesign measuring systems.

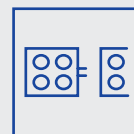


exemplary extension of the start box



Flexible

Variable positioning for an optimal design of the measuring station



Modular

Expandable Individually and by any number of subsequent boxes

Is this the right product for you?

For 40 years, we have focused on complex measurement applications and can develop the right solution for you thanks to our large network of experts.

Contact us: +49 30 628935 - 0



Measurement equipment	Connection options for 4, 8, 12 or 16 measuring probes DC voltage +/- 10 V on the device. Resolution of inputs: 16 bits
Measuring probe	- Inductive measuring probes: Tesa/Compatible, Mahr, Marposs, Knäbel, Voss, Hirt, Solartron, etc. - Incremental and rotary encoders: Heidenhain, Mahr, Zeiss, Magnescale, etc. or - DC probes: Temperature sensors, measuring amplifiers, etc.
Interfaces of start and follow-up boxes	16 digital opto-decoupled inputs and outputs, separate connection for input 1 (Start) CAN bus interface for easy extension of the measuring system
Network connection Start Box	100 Base-T Ethernet RJ-45, max. cable length: 100 m
Power supply	Start Box 12 V DC with desktop power supply or NETBOXm power supply Extension Box 12 V DC from the Start Box by simply stacking them together
Power consumption	Depending on the equipment max. 15 W / NETBOXm
Dimensions of the Start Box (W / H / D)	- LAN / CAN-Bus: 83 x 85 x 166 mm - LAN / CAN-Bus / 16 I/O: 113 x 85 x 166 mm
Dimensions of the Follow-up Box (W / H / D)	- 4 inductive / 2 incremental channels: 53 mm x 85 mm x 166 mm - 8 inductive / 4 incremental channels: 83 mm x 85 mm x 166 mm - 12 inductive / 6 incremental channels: 113 mm x 85 mm x 166 mm - 16 Inductive / 8 incremental channels: 166 mm x 85 mm x 166 mm
Dimensions of the power supply (W / H / D)	166 mm x 100 mm x 166 mm
Weight	0.5 - 1.8 kg
Protection	IP54 (splash-proof and dust-proof with cover caps), protection class III
Housing	Aluminium ultramarine blue
Mounting	Wall, table and control cabinet mounting, with Simatic S7-300 profile rail
Working temperature	10° - 45° C ambient temperature

Products that might also be of interest to you

PROMINO

The PROMINO is a powerful, energy-saving industrial PC. It is available in two basic variants, which can be expanded flexibly.

PROTAMO 22

The PROTAMO 22 is a touch screen with a robust glass surface designed for use in industrial environments.

Ask us! The engineers and technicians of PROMESS will gladly advise you and together with you will find the solution that perfectly matches your requirements.

